



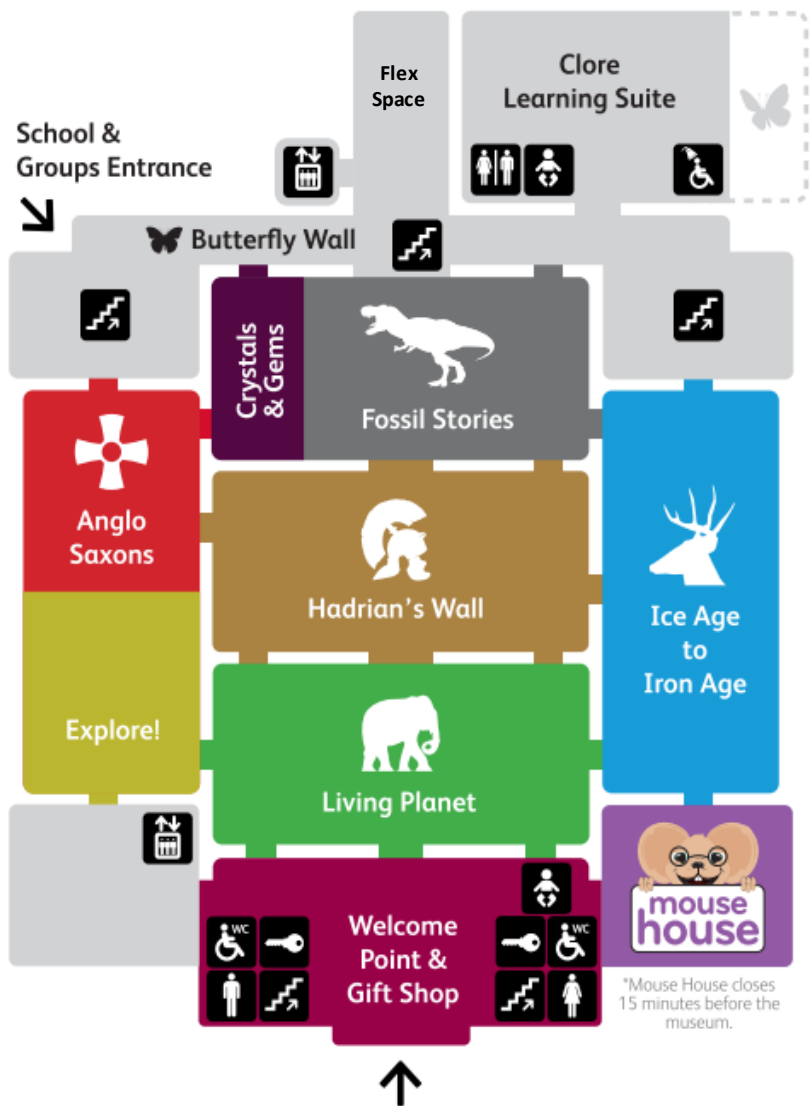
Newcastle
University



Great North Museum: Hancock

Visual Story

Ground Floor



First Floor



-  Toilet
-  Accessible Toilet
-  Accessible Shower
-  Induction Loop
-  Baby Change
-  Lift
-  Hancock Café
-  Lockers
-  Breast Feeding



Great North Museum: Hancock


This is what the outside of the museum looks like.



Where to park

If your car has a blue badge, you can park round the side of the museum. If you have come on your bike, you can lock it to these railings.





Here are the steps

Here is the ramp

Getting into the Museum

You could come into the museum up the ramp or up the steps



Outside the Museum

You might want to play on the lawn or say hello to our rhino statue.





The Welcome Desk

When you go inside the museum you will see the welcome desk. The staff are very friendly and can answer your questions.



Sensory Support Bag

If you would like to use a sensory support bag or borrow ear defenders for a child or a grown-up, ask at the Welcome Desk.



The shop

The shop is near where you come into the museum. If you have some money, you can buy things—but you don't have to.



People you will meet

As you go around the museum, you will see people wearing black tops with an orange arrow like this. They work here and can help you.



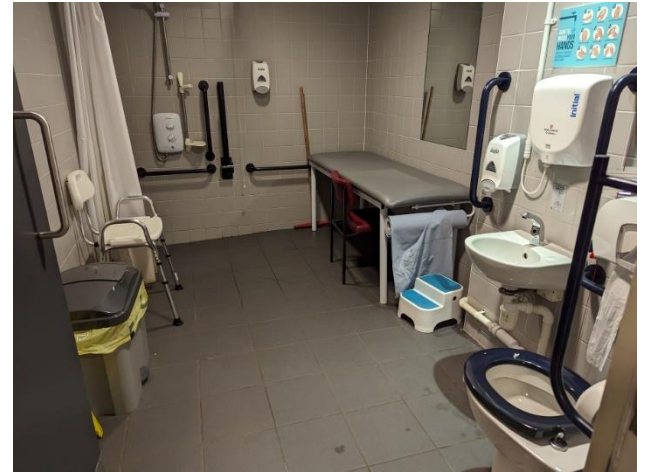
Lockers

You can store things in the lockers while you go round the museum. It costs £1 and you will need a coin to make them work.



Toilets

There are toilets at the front and back of the museum, upstairs and downstairs. One toilet is very big and has a changing table and a shower.



When you have washed your hands, you can use an electric hand drier. These are quite noisy.



Food and drink

We have a café in the museum where you can buy food or a drink. They only take cards not cash when you pay.

If you brought a water bottle but you have drunk it all up, the café staff will refill it for you.





Food and drink

We have a room called the Flex Space where you can eat a packed lunch or a snack. It is open in the school holidays and sometimes in school terms if there is not a school group in there.

Please tidy up after you have eaten in here and put any rubbish or left overs in the bin.



Thank you for helping us
to protect the collections
by not eating or drinking
in the museum



Food and drink

You can't eat or drink in the museum galleries because we need to keep the museum clean and tidy.



Getting around the museum

We have big, old stone staircases at each corner of the museum and a more modern staircase at the back.



Lifts

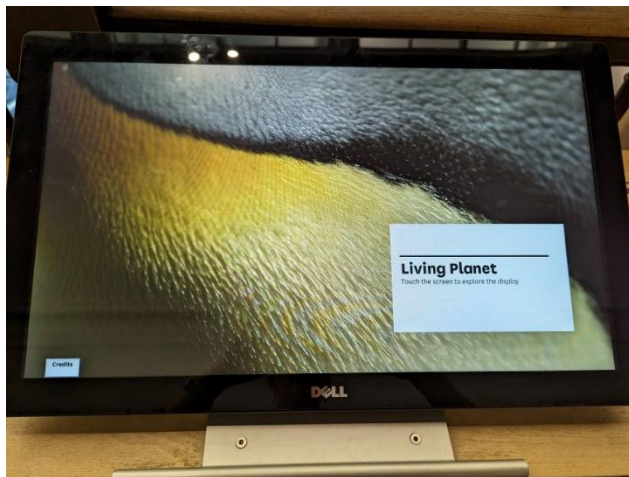
We have a very big lift at the back of the museum and a smaller one at the front



Living Planet

Living Planet is a big bright gallery with lots of animals from all over the world. You can explore this gallery upstairs and downstairs.

There are bright screens which can give you more information about the animals, but you don't have to use them if you don't want to.





Hadrian's Wall

Our Hadrian's Wall Gallery has a really long wall model down the middle, and lots of things to look at around the edge. Here you can learn all about the Romans. This gallery has some light areas, and some dark areas. There is a big screen with a film showing and some lit up altar stones to look at.



Ice Age to Iron Age

Ice Age to Iron Age is a long bright gallery. Here you can learn about life in prehistoric times. Have a look through the binoculars in the wall: what you can see?



Fossil Stories

The Fossil Stories gallery is very dark inside with some coloured lights. Inside you will see the big T-rex dinosaur and lots of fossils and models of creatures.

Warning: There are four big screens that show dinosaur videos. These are not on all of the time and might come on suddenly.



Crystals and Gems

Crystals and Gems is next to our Fossil Stories gallery. It's still quite dark inside but it has lots of bright and shiny things to look at in lots of different colours!



Explore!


This Gallery is very long and bright with lots of different types of things in the cases. Don't forget to look inside the drawers and see what's inside. Behind the cases is big room. You can only go inside if you work at the museum.



World Cultures

Our World Cultures gallery is very colourful with things from all over the world.

Warning: There will be some masks, scary objects and weapons in here



Ancient Egypt

The Ancient Egypt gallery is a bit darker than the galleries next to it. There is a tunnel in the middle called 'Journey to the Afterlife'. This tunnel is quite dark inside, with a screen on the floor. The screen shows moving pictures of snakes, feathers and fire. It's fun to stand inside and watch the colours and shadows change. But you don't have to if you don't want to. **Warning:** At one end of the gallery there is a case containing a mummified person who has been unwrapped.



Natural Northumbria

Natural Northumbria is a big bright gallery with lots of local animals that you might have seen before. There are lots of buttons to press and drawers to open in this gallery and a big green box shows a film. There is a bridge in the middle where you can look down to the gallery below.



Ancient Greeks

This gallery is very long with big cases down the middle. Here you can learn about Ancient Greece. You will see lots of pots with pictures on them.

If you sit on the benches at the side of the gallery you can press the button and listen to a story.

The Planetarium

If you have some money you might want to visit the planetarium. It is a dark room like a cinema. There are films you can watch about space and the stars. Some of the sounds may be quite loud—you can ask for the sound to be turned down.



It will be dark when you go in but if you don't like it you can speak to a member of staff and they can turn up the lights.






The Mouse House

The Mouse House is a space for young children. There is a tunnel to explore and you will find a big mirror and holes to hide in. There dressing up costumes and things to do. This space may be noisy if lots of families are visiting.



Things to play with and touch

There are lots of things in the museum that are just for looking at, but here are some of the things that you can touch, listen to and play with.



Gallery spinners

If you spin these, they will give you an idea of something to do. You can play a game to see who can score the most points for doing the tasks.



Projectors and screens

There are lots of projectors and screens around the museum which show different things. Some of them might look like your telly at home but some are on the floor, or really big on the walls. Some of these will make sounds too




If you need to leave in a hurry

If you hear a loud siren noise and a loud voice saying “Please leave the museum by the nearest exit” that means we need to leave the building quickly and calmly. Just follow one of these signs to go outside and wait by the rhino statue at the front of the museum. Do not go back inside unless person who works at the museum tells you that it is safe to go back inside.



Calm spaces

Sometimes it can get very busy in the museum so if you need to relax or calm down in a blank space you can take some time out in one of our stairwells towards the back of the museum. They have white, blank walls and just one object at the bottom of each staircase. If you speak to a member of staff they might be able to find you a quiet room to spend some time in if they are not being used by schools or booked groups.



Donations

If you have enjoyed your visit to the museum you may wish to put a donation into one of our donation points. There are lots of different ones to choose from.

When you go through the museum you might see a really big wall with lots of butterflies. On the butterflies are people's names who have either donated to the museum or have been given a butterfly as a gift from a loved one.

How to find us



Barras Bridge, Newcastle upon Tyne, NE2 4PT

Telephone: (0191) 208 6765

Email: Learning@greatnorthmuseum.org.uk

Social: [Facebook](#) • [Twitter](#) • [Instagram](#)



Nearest metro: Haymarket

It is a five-minute, well-signposted walk from Haymarket to the museum.



Coach/minibus lay-by: **Claremont Road (B1318)**

Use postcode NE2 4PT.

This is a drop-off/pick-up point only



Drop-off point for cars and taxis: in front of the main entrance to the museum.

Please don't use the coach lay-by on Claremont Road as you may get a fine.

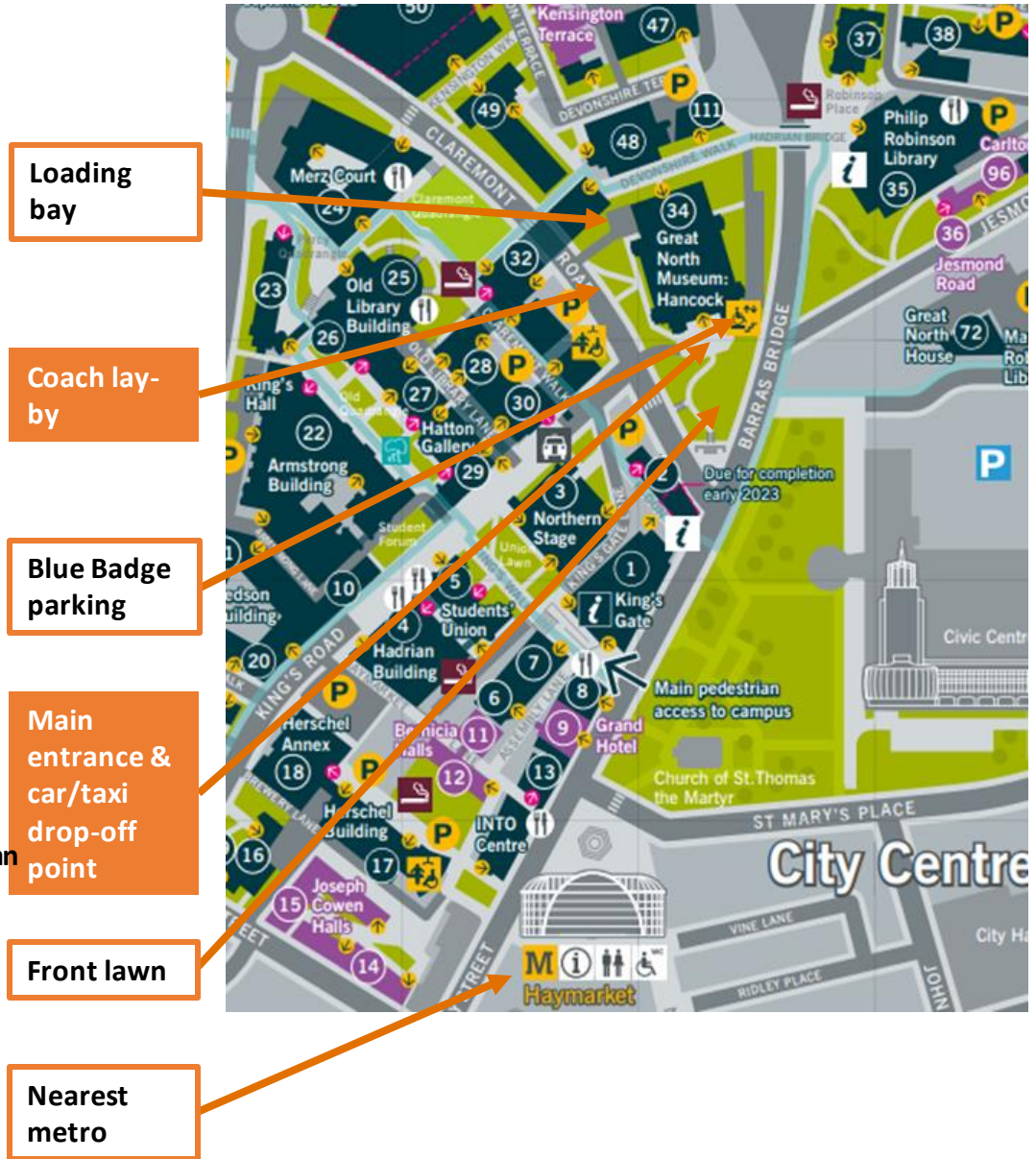


There is no public parking at the museum, other than for blue-badge holders.

The nearest parking is [Claremont Road](#).



[See our accessibility information here.](#)



Finding out more

We have lots of information on our website to help you plan your visit. Have a look at:

<https://greatnorthmuseum.org.uk/visit-us/planning-your-visit>

<https://greatnorthmuseum.org.uk/visit-us/access-information>

You can watch a film about visiting the museum on-line too:

<https://youtu.be/KNbRZK6-kAw>

If you want to ask questions about a visit before you come, you can e-mail the learning team:

learning@greatnorthmuseum.org.uk

If you want to ask questions about your visit while you are here, go to the front desk and they will be happy to help you.